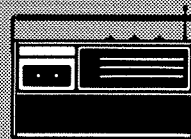


GO 741

GRUNDIG

Ersatzteil Liste



List of Spare-Parts · Liste de pièces détachées · Lista ricambi

Sammelliste

RR 920
RR 940

Hyrapor 34060-983.00
" 34060-983.00

34050-231.00 AW-Kopf-Steckerleiste kpl. mit Buchse u. Kabel

4/80

RR 920

Pos. No.	Fig. No.	Bestell-Nr./Part No. Réf./Nr. d'ordinazioni	Benennung	Description	Désignation	Denominazione
<u>RR 920 Stereo Intern.</u>						
1		34060-012.02	GEHÄUSE-VORDETEIL KPL.	cabinet front compl.	boîtier avant cpl.	Mobile parte front
1.1	1	34060-038.02	Zierblech rechts kpl.	decorative plate, right	enjoliveur droit	Lamier. ornam. destro
1.1	1	09663-903.02	Stereo-Emblem	stereo-emblem	insigne stereo	Emblema stereo
1.2	1	34060-037.02	Zierblech links kpl.	decorative plate left	enjoliveur	Lamier ornam. destro
1.21	1	09663-902.02	GRUNDIG-Emblem	Grundig-emblem	insigne Grundig	Emblema Grundig
<u>RR 920 Ster. Intern. SL</u>						
1		34063-011.02	GEHÄUSE-VORDETEIL KPL.	cabinet front compl.	boîtier avant cpl.	Mobile parte front
1.1		34063-038.02	Ziergewebe rechts kpl.	decorative tissue	enjoliveur	Tessuto ornam.
1.11	1	09663-903.02	Stereo-Emblem	stereo-emblem	insigne stereo	Emblema stereo
1.2		34063-037.02	Ziergewebe links kpl.	decorative tissue	enjoliveur	Tessuto ornam.
1.21	1	09663-902.02	GRUNDIG-Emblem	Grundig-emblem	insigne Grundig	Emblema Grundig
<u>ab Pos. 1.3 sind beide Ausführungen gleich:</u>						
<u>from pos. 1.3 identical parts for both models:</u>						
<u>les pieces sont identiques pour les deux appareils a partir de la pos. 1.3:</u>						
<u>da pos. 1.3 sono ambedue i mobili uguali:</u>						
1.3	1	34057-015.00	Zählwerkfenster	Position indicator window	fenêtre compteur	Vetrino contagiri
1.4	1	34082-028.02	Frontplatte	Front panel	façade	Piastra frontale
1.5	1	34060-021.00	Skala-Abdeckung	Scale cover plate	glace de cadran	Copertura scala
1.6	1	34082-019.02	Zierrahmen, vorne	Decorative frame, front	cadre avant	Cornice ornam. anteriore
3	1	34033-061.00	Lagerbuchse	Bearing bush	palier	Presa boccola
4	1	34055-341.01	Knopf	Knob	bouton	Bottone
5	1	34055-340.00	Rastschieber	Slider switch	glissière	Cursore d'arresto
6	1	34057-046.00	Zugfeder	Tension spring	ressort	Molla di trazione
7	1	34060-048.02	CASSETTENDECKEL kpl.	Cassette lid compl.	couvercle log. cas. cpl	COPER. VANO CASSET. CPL.
7.1	1	05100-195.00	2x Blattfeder	Leaf spring	ressort	Molla piatta
7.a	1	34055-333.00	2x Zugfeder	Tension spring	ressort	Molla di trazione
8	1	34055-335.00	Dämpfungsrad	Damping wheel	amortisseur	Disco ammortizzatore
9	1	34055-337.00	Dämpfungsscheibe	Damping pad	amortisseur	Rondella ammortizzatrice
10	1	09670-907.02	4x Drehknopf	Rotary control	bouton	Manopola
11	1	09619-849.00	4x Ringfeder	Coil spring	ressort	Molla ad anello
12	1	09670-908.03	Drehknopf	Rotary control	bouton	Manopola
13	1	09619-850.00	Ringfeder	Coil spring	ressort	Molla ad anello
14	1	34057-090.01	Schiebereglernopf	Slider control knob	bouton curseur	Regolatore a cursore
15	3	09663-897.04	2x Zierkappe	Decorative cap	capot	Cappuccio ornamentale
16	3	09663-897.02	2x Zierkappe	Decorative cap	capot	Cappuccio ornamentale
17	3	34057-093.00	3x Filzscheibe	Felt washer	feutre	Rondella in feltro
18	1	34082-040.02	GEHÄUSE-RÜCKTEIL	Back panel	boîtier arrière	PARTE POSTERIORE MOBILE


Pos. No.	Fig. No.	Bestell-Nr./Part No. Réf./Nr. d'ordinazioni	Benennung	Description	Désignation	Denominazione
19	1	09622-807.02	TELESKOPANTENNE kpl.	Telescopic aerial compl.	antenne télescopique	ANTENNA TELESCOPICA cpl.
20	1	34057-090.00	Ant.-Befest.-Winkel	Aerial fixing bracket	équerre fixation ant.	Supp.fissaggio antenna
21	1	09661-357.01	GRIFF kpl	Handle compl.	poignée cpl	MANIGLIA CPL.
21 a	1	34060-094.00	2x Achse	Spindle	axe	Asse
22	1	34057-033.00	BATTERIEKASTENDECKEL	Battery comcart. lid	couvercle piles	COPERCHIO VANO PILE
23	1	34057-034.00	KABELFACHDECKEL	Cable compartment lid	couvercle câble	COPERCHIO VANO CAVI
24	3	34060-045.00	7x Tastenknopf	Push button	touche	Pulsante
25	3	34082-046.00	6x Tastenknopf	Push button	touche	Pulsante

Notizen:

This image shows a single sheet of white paper with horizontal ruling lines. The lines are evenly spaced and run across the width of the page. There are no margins, text, or other markings on the paper.

GRUNDIG

Ersatzteil Liste



List of Spare-Parts · Liste de pièces détachées · Lista ricambi

Sammelliste

RR 920
RR 940

4/80

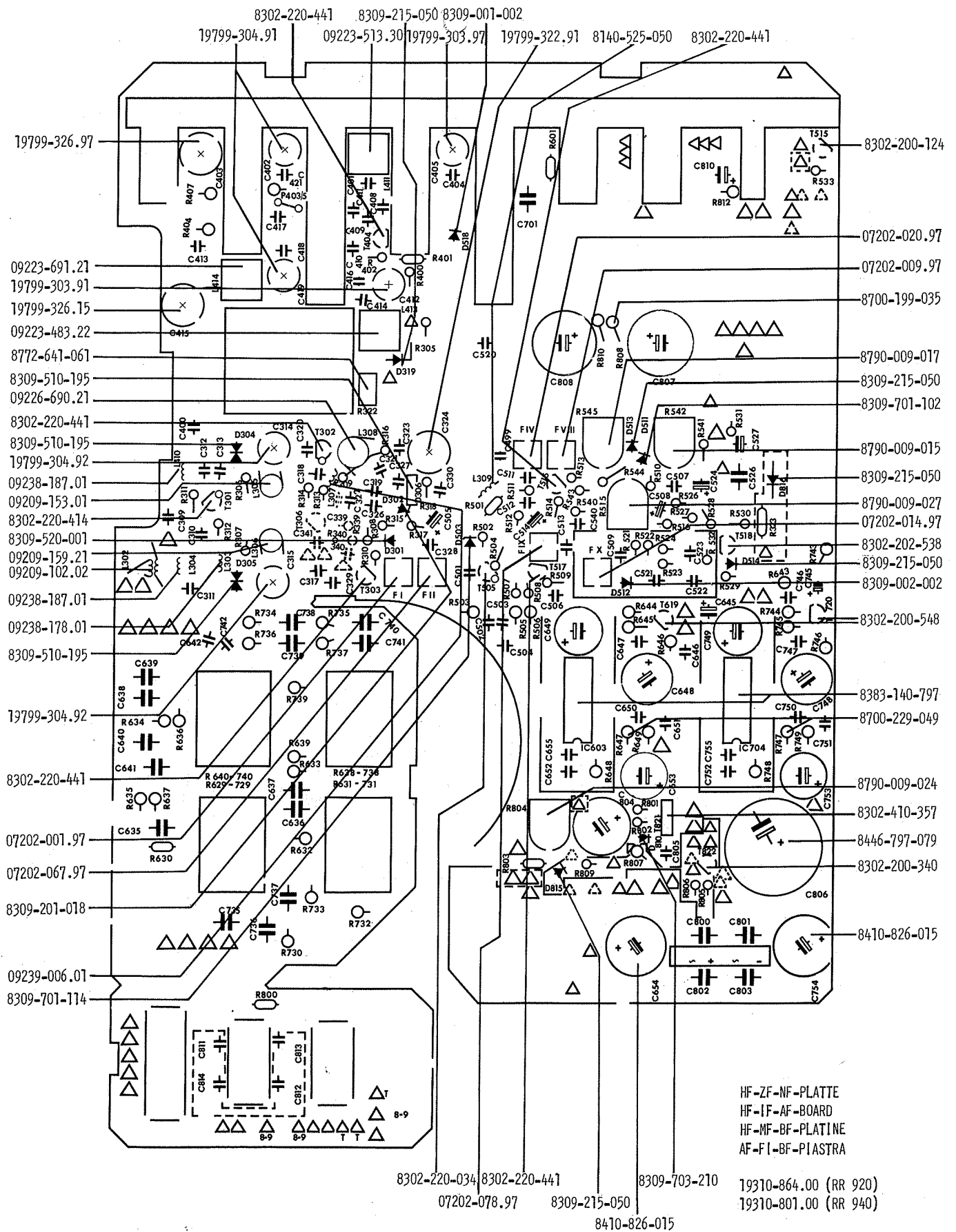
RR 940

Pos. No.	Fig. No.	Bestell-Nr./Part No. Réf./Nr. d'ordinazioni	Benennung	Description	Désignation	Denominazione
			<u>RR 940 Stereo Prof.</u>	<u>RR 940 Stereo Prof.</u>	<u>RR 940 Stereo Prof.</u>	<u>RR 940 Stereo Prof.</u>
1		34060-013.01	GEHÄUSE-VORDERTEIL KPL.	cabinet front compl.	boîtier avant cpl.	Mobile parte cpl.
1.1	2	34060-038.01	Zierblech rechts kpl.	decorative plate compl.	enjoliveur droit	Lamier.ornam. dest.
1.11	2	09663-903.01	STEREO-Emblem	stereo emblem	insigne stereo	Emblema stereo
1.2	2	34060-037.01	Zierblech links kpl.	decorative plate left	enjoliveur	Lamier. ornam.
1.21	2	09663-902.01	GRUNDIG-Emblem	Grundig-emblem	insigne Grundig	Emblema Grundig
			<u>RR 940 Stereo Prof. SL</u>	<u>RR 940 Stereo Prof. SL</u>	<u>RR 940 Ster. Prof. SL</u>	<u>RR 940 Ster. SL</u>
1		34063-012.01	GEHÄUSE-VORDERTEIL KPL.	cabinet front compl.	boîtier avant cpl.	Mobile parte cpl.
1.1		34063-038.01	Ziergewebe rechts kpl.	decorative tissue	enjoliveur	Tessuto ornam.
1.11	2	09663-903.01	Stereo-Emblem	stereo emblem	insigne stereo	Lamier. ornam.
1.2		34063-037.01	Ziergewebe links kpl.	decorative tissue	enjoliveur	Tessuto ornam.
1.21	2	09663-902.01	Grundig-Emblem	Grundig-emblem	insigne Grundig	Emblema Grundig
			ab Pos. 1.3 sind beide Ausführungen gleich:	from pos. 1.3 identical parts for both models:	les pieces sont identiques pour les deux appareils a partir de la pos. 1.3:	da pos. 1.3 sono ambedue i mobili uguali:
1.3	2	34057-015.00	Zahlwerkfenster	Position indicator window	fenêtre compteur	Vetrino contagiri
1.4	2	34063-028.01	Frontplatte	Front panel	enjoliveur	Piastra frontale
1.5	2	34060-021.00	Skala-Abdeckung	Scale cover compl.	glace de cadran	Copertura scala
1.6	2	34382-019.01	Zierrahmen, vorne	Decorative frame, front	enjoliveur avant	Cornice ornam. anteriore
2	2	09661-335.01 2x	Bügel	Bracket	poignée	Archetto
2a	2	09661-342.01 4x	Zierring	Decorative ring	bague	Anello orramentale
3		34033-061.00	Lagerbuchse	Bearing bush	palier	Boccola
4	2	34055-341.01	Knopf	Knob	bouton	Bottone
5	2	34055-340.00	Rastschieber	Slider switch	glissière	Cursore di arresto
6	2	34057-046.00	Zugfeder	Tension spring	ressort	Molla di trazione
7	2	34060-048.01	CASSETTENECKEL kpl.	Cassette lid compl.	couvercle cassette cpl	COPER. VANO CASSET. CPL.
7.1	2	05100-195.00 2x	Blattfeder	Leaf spring	ressort	Molla piatta
7a	2	34055-333.00 2x	Zugfeder	Tension spring	ressort	Molla di trazione
8		34055-335.00	Dämpfungsrad	Damping wheel	amortisseur	Disco ammortizzatore
9		34055-337.00	Dämpfungscheibe	Damping pad	amortisseur	Rordella ammortizzatrice
10	2	09670-907.03 4x	Drehknopf	Rotary control	bouton	Manopola
11	2	09619-849.00 4x	Ringfeder	Coil spring	ressort	Molla ad anello
12		09670-908.02	Drehknopf	Rotary control	bouton	Manopola
13		09619-850.00	Ringfeder	Coil spring	ressort	Molla ad anello
14	2	34057-030.02	Schiebereglernopf	Slider control knob	bouton	Regolatore cursore
15	3	09663-897.03 2x 23.4.80	Zierkappe	Decorative cap	capot	Cappuccio ornamentale
16	3	09663-897.01 2x 23.4.80	Zierkappe	Decorative cap	capot	Cappuccio ornamentale
17	3	34057-093.01 3x	Filzscheibe	Felt washer	feutre	Rondella in feltro

RR 940 Stereo Prof. Sach-Nr. 9.34063-1051

RR 940 Stereo Prof. SL, Sach-Nr. 9.34063-1061

Pos. No.	Fig. No.	Bestell-Nr./Part No. Réf./Nr. d'ordinazioni	Benennung	Description	Désignation	Denominazione
18	2	34082-040.01	GEHÄUSE-RÜCKTEIL	Back panel	boîtier arrière	PARTE POSTER. MCBILE
19	2	09622-807.01	TELESKOPANTENNE kpl.	Telescopic aerial compl.	antenne télescopique	ANTENNA TELESOPICA cpl.
20	2	34057-090.00	Ant.-Befest.-Winkel	Aerial fixing bracket	équerre fixation ant.	Supp. fissaggio antenna
21	2	09661-357.01	GRIFF kpl.	Handle compl.	poignée cpl	MANIGLIA cpl.
21a	2	34060-094.00	2x Achse	Spindle	axe	Asse
22	2	34057-033.00	BATTERIEKASTENDECKEL	Battery compartment lid	couvercle piles	COPERCHIO VANO PILE
23 X	2	34057-034.00	KABELFACHDECKEL	Cable compartment lid	couvercle câble	COPERCHIO VANO CAVI
24	3	34060-045.00	7x TASTENKNOPF	Push button	touche	PULSANTE
25	3	34082-046.00	6x TASTENKNOPF	Push button	touche	PULSANTE
* 34057-034.01 schwarz 34057-034.02 monocostruzione met. 34057-034.03 monocostruzione						
			<u>CHASSISTEILE</u>	<u>Chassis Parts</u>	<u>CHASSIS</u>	<u>PARTI DEL TELAIO</u>
			<u>RR 920/940</u>	<u>RR 920/940</u>	<u>RR 920/940</u>	<u>RR 920/940</u>
30	3	34057-052.00	MONTAGERAHMEN	Mounting frame	chassis plastique	TELAIO DI MONTAGGIO
oder				or	ou	
30	3	34057-051.00	MONTAGERAHMEN	Mounting frame	chassis plastique	TELAIO DI MONTAGGIO
31	3	09618-103.00	2x Kontaktfeder	Contact spring	contacteur	Molla di contatto
32	3	01679-052.00	Kontaktbrücke	Contact bridge	contact	Ponticello di contatto
33	3	09618-063.00	2x Kontaktfeder	Contact spring	contact	Molla di contatto
34	3	09058-006.01	NETZTRAFO	Mains transformer	transfo. alim.	TRASFORMATORE DI RETE
35		8120-991-075	Kontaktfeder	Contact spring	contact	Molla di contatto
36	3	01470-020.00	2x Steckfassung kpl.	Plug compl.	support cpl	Zoccolo ad innesto cpl.
37	3	39705-068.00	ANZEIGEINSTRUMENT	Frequency meter (RR 920)	indicateur (fréquence) (RR 920)	STRUMENTO INDICATORE
37	3	39705-066.00	ANZEIGEINSTRUMENT	Frequency meter (RR 940)	indicateur fréquence (RR 940)	STRUMENTO INDICATORE
38	3	39705-067.00	ANZEIGEINSTRUMENT	Tuning/Battery meter (RR 920)	indicateur piles (RR 920)	STRUMENTO INDICATORE
38	3	39705-065.00	ANZEIGEINSTRUMENT	Tuning/Battery meter (RR 940)	indicateur piles (RR 940)	STRUMENTO INDICATORE
39		09618-083.02	Kontaktfeder	Contact spring	contact	Molla di contatto
39a		8316-113.002	Lampe 6/7V 30 MA (Pos.37/38)	Bulb 6/7V 30 MA (Pos.37/38)	lampe	Lampada 6/7V 30 MA
40	3	35116-504.36	ELEKTRETMIKROFON (RR 920)	Electret microphone (RR 920)	micro (RR 920)	MICROFONO ELETTRETI (RR 920)
40		34057-097.01	MIKROFON-BAUSTEIN (RR 800 RK)	Microphone module (RR 800 RK)	C.I. microphone (RR 800 RK)	MODULO MICROFONO (RR 800 RK)
40		34057-097.02	MIKROFON-BAUSTEIN (RR 800 LK)	Microphone module (RR 800 LK)	C.I. microphone (RR 800 LK)	MODULO MICROFONO (RR 800 LK)
41	3	19426-038.00	FERRITSTABANTENNE kpl.	Ferrite rod aerial compl.	antenne ferrite cpl	ANTENNA IN FERRITE cpl.
41.1		09648-910.97	Antennenstab	Aerial rod	ferrite	Stilo antenna
41.2		09234-141.03	MW-FA-Spule	MW-fine tuning coil	bobine	Bobina FA OM
41.3		09234-450.01	LW-FA-Spule	LW-fine tuning coil	bobine	Bobina FA OM
42	3	34057-058.00	Antriebswelle	Drive shaft	axe d'entraînement	Albero capstan
43	3	34033-057.00	Antriebsrad	Drive wheel	galet d'entraînement	Puleggia di trazione
44	3	09619-622.00	Federring	Spring washer	ressort	Anello molleggiato
45	3	09612-315.00	Seilrolle	Cord pulley	poulie	Rullino funicella
46	3	09619-108.00	Zugfeder	Tension spring	ressort	Molla di trazione
47	3	8138-007-024	Antriebsschnur TE 50 Schwarz	Drive cord TE 50 black	ficelle d'entraîn.	Filo sint. TE 50 nero
48	3	8138-003-005	Polyamidschnur 0,3 m/m	Polyamide cord 0.3 m/m	ficelle polyamide	Filo in plast. 0,3 m/m
49	3	34058-075.01	SKALA kpl. (RR 920)	Scale compl. (RR 920)	cadran cpl (RR 920)	SCALA cpl. (RR 920)
49	3	34058-075.02	SKALA kpl. (RR 940)	Scale compl. (RR 940)	cadran cpl (RR 940)	SCALA cpl. (RR 940)



Pos. No.	Fig. No.	Bestell-Nr./Part No. Réf./Nr. d'ordinazioni	Benennung Description Désignation Denominazione
-------------	-------------	--	--

Pos. No.	Fig. No.	Bestell-Nr./Part No. Réf./Nr. d'ordinazioni	Benennung Description Désignation Denominazione
-------------	-------------	--	--



R 036	5	8790-209-652
R 037	5	8790-209-651
R 041	5	8790-209-051
R 044	5	8790-209-648
R 322	4	8772-641-061
R 515	4	8790-009-027
R 542	4	8790-009-015
R 545	4	8790-009-017
R 804	4	8790-009-024
R 0514		8790-009-024
R 0521		8790-009-021

Cassettenlaufwerk
CB 95 A STEREO

SNR. 9.34050-1151

Cassette mechanism

Partie cassette

Mecc. movim.sez.cass.

(siehe gesonderte E-Liste)

(see separate parts-list)

(Vedi lista ricambi a parte)



R 039	5	19703-047.00
R 629/729		19703-052.01
R 631/731		19703-053.01
R 638/738		19703-051.01
R 640/740		19703-054.01
R 756		19704-032.01

5

